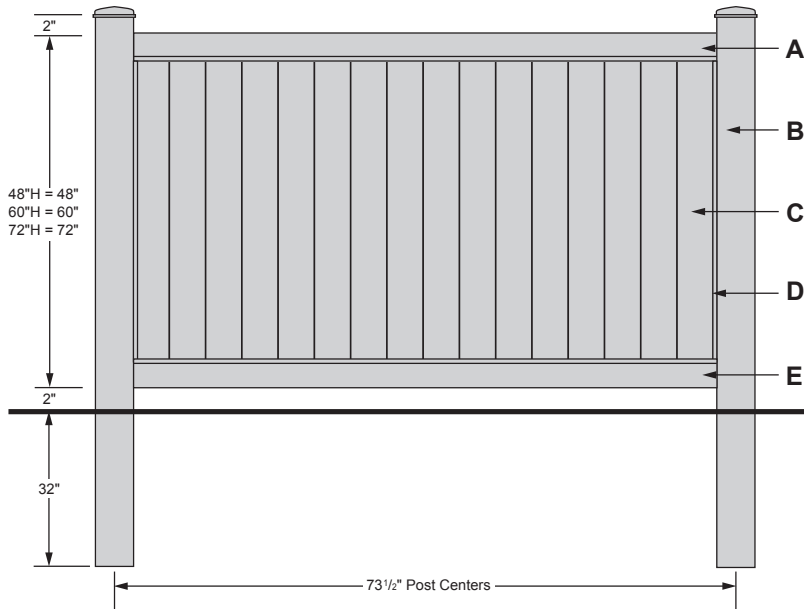


Boston Privacy Fence

48", 60", 72" High



- A - 2" x 6" x 71½" Deco Rail
- B - 5" x 5" Posts
60" High = 96" Post Length
72" High = 107" Post Length
- C - (8) 7/8" x 8½" T&G Spokes
60" High = 50½" Spoke Length
72" High = 62½" Spoke Length
- D - (2) 7/8" Side Channels
- E - 2" x 6" x 71½" Deco Rail
(With Aluminum L-Channel)



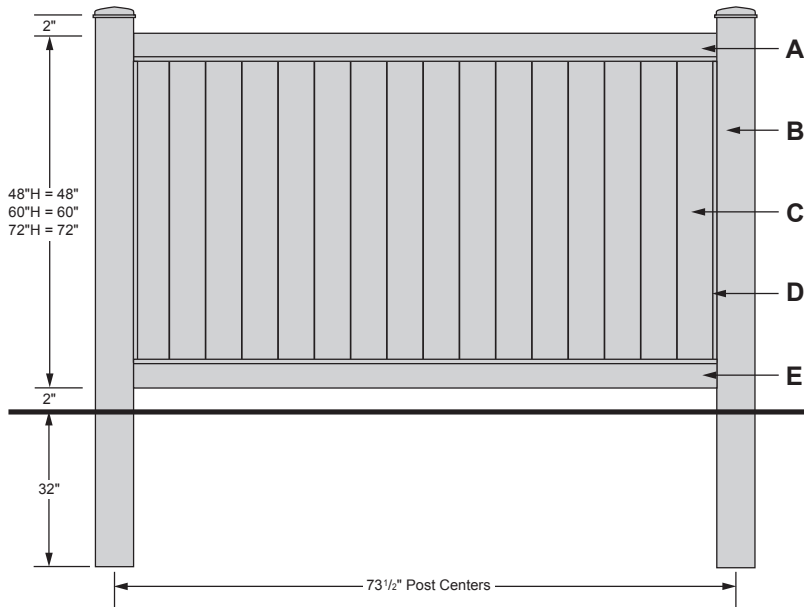
7/8" x 8½" tongue and groove boards with 4" look



POOL CODE STYLES REQUIRE 2 WEEK LEAD TIME



48", 60", 72" High



- A - 2" x 6" x 71½" Deco Rail
- B - 5" x 5" Posts
60" High = 96" Post Length
72" High = 107" Post Length
- C - (8) 7/8" x 8½" T&G Spokes
60" High = 50½" Spoke Length
72" High = 62½" Spoke Length
- D - (2) 7/8" Side Channels
- E - 2" x 6" x 71½" Deco Rail
(With Aluminum L-Channel)



7/8" x 8½" tongue and groove boards with 4" look

Product Information (6' Sections)



60", 72" High Boston Privacy Fence.



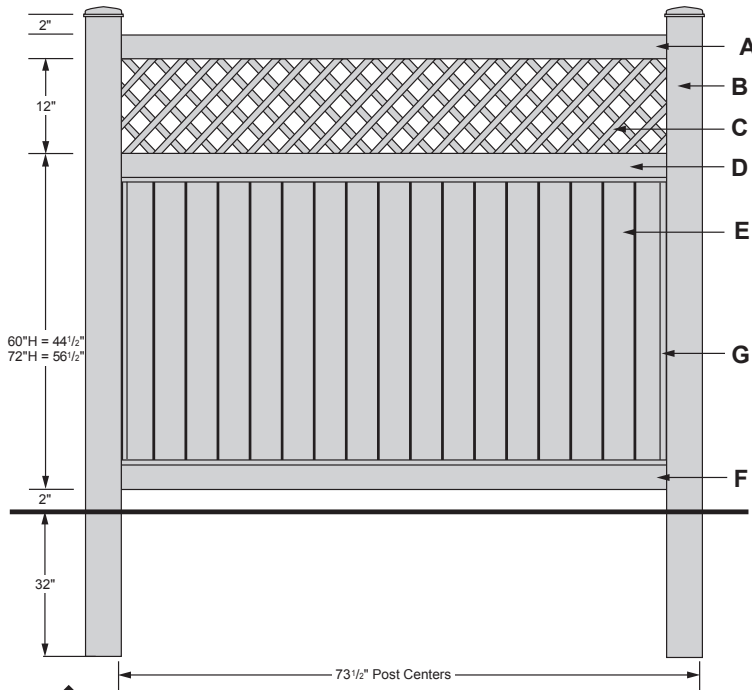
60", 72" available to meet pool code.

Requires 5" Cap.
Caps not included. See page 2 for options.

Sections under or over 6' long - 15% extra for special fabrication
Colors Available - White, (Tan, Almond)

Boston with Lattice Fence

60", 72" High



- A - 2" x 4" x 71½" Plain Rail
(With Lattice Channel)
- B - 5" x 5" Posts
60" High = 96" Post Length
72" High = 107" Post Length
- C - 11½" x 72" Lattice
- D - 2" x 6" x 71½" Deco Rail
(With Lattice Channel)
- E - (8) 7/8" x 8½" T&G Spokes
60" High = 35" Spoke Length
72" High = 47" Spoke Length
- F - 2" x 6" x 71½" Deco Rail
(With Aluminum L-Channel)
- G - (2) 7/8" Side Channel



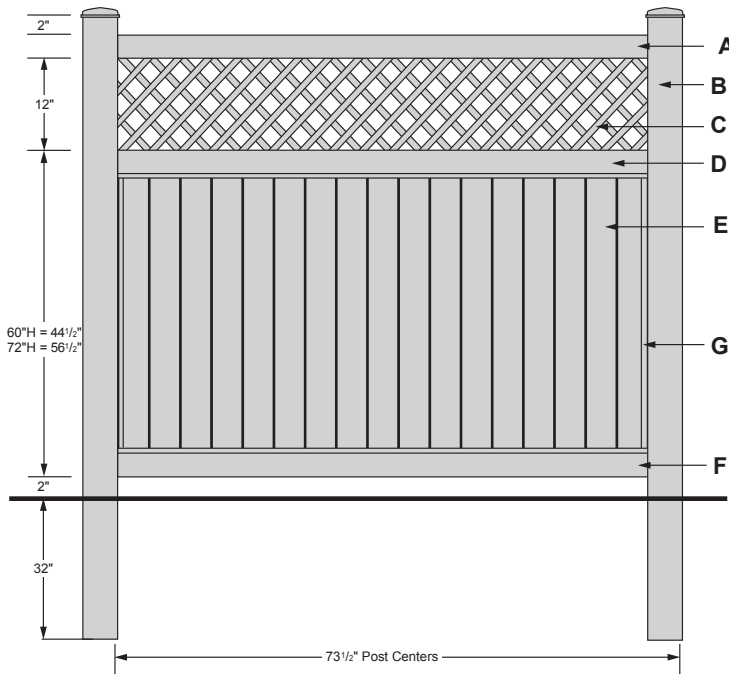
7/8" x 8½" tongue and groove boards with 4" look

POOL CODE STYLES REQUIRE 2 WEEK LEAD TIME

Pool Code

Pool Code

72" High

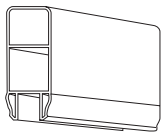


- A - 2" x 4" x 71½" Plain Rail
(With Lattice Channel)
- B - 5" x 5" Posts
72" High = 107" Post Length
- C - 11½" x 72" Lattice
- D - 2" x 6" x 71½" Deco Rail
(With Lattice Channel)
- E - (8) 7/8" x 8½" T&G Spokes
72" High = 47" Spoke Length
- F - 2" x 6" x 71½" Deco Rail
(With Aluminum L-Channel)
- G - (2) 7/8" Side Channel



7/8" x 8½" tongue and groove boards with 4" look

Product Information (6' Sections)



Deco Rail



60", 72" High Boston with Lattice Fence.

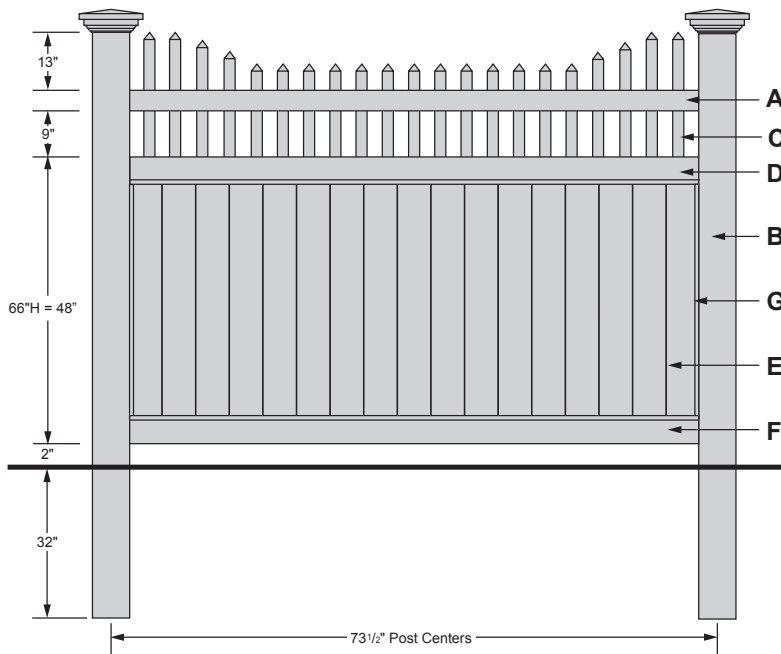
72" available to meet pool code.

Requires 5" Cap.
Caps not included. See page 2 for options.

Sections under or over 6' long - 15% extra for special fabrication
Colors Available - White, (Tan, Almond)

Boston with New England Accent Fence

66" High (Measurements taken at low point.)



A - Full 2" x 4" x 71½" Routed Rail

B - 5" x 5" Posts
66" High = 107" Post Length

C - (21) 1½" Sq. Crimped Pickets
(With pointed caps)
19½" Short Pickets
25½" Long Pickets

D - 2" x 6" x 71½" Deco Routed Rail

E - (8) 7/8" x 8½" T&G Spokes
66" High = 38½" Spoke Length

F - 2" x 6" x 71½" Deco Rail
(With Aluminum L-Channel)

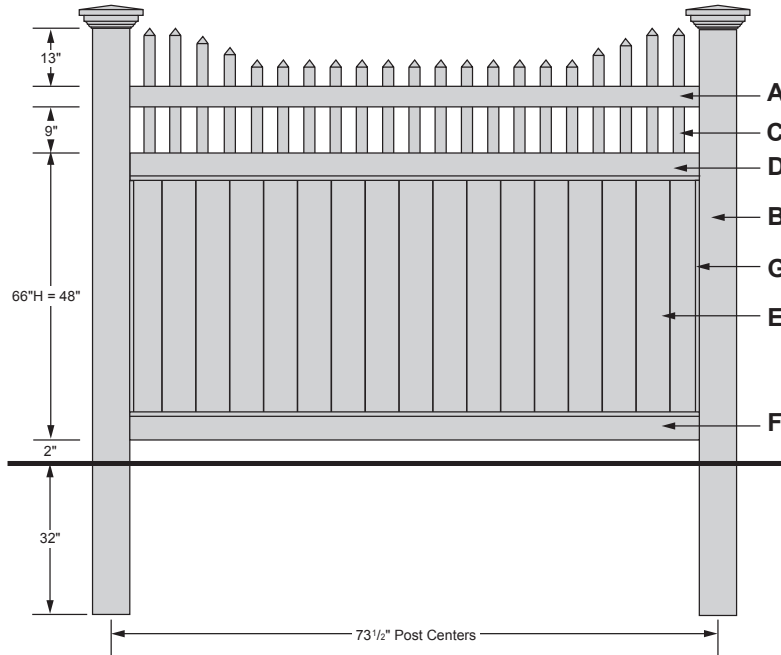
G - (2) 7/8" Side Channel



7/8" x 8½" tongue and groove boards with 4" look



66" High (measurements taken at low point)



A - Full 2" x 4" x 71½" Routed Rail

B - 5" x 5" Posts
66" High = 107" Post Length

C - (21) 1½" Sq. Crimped Pickets
(With pointed caps)
19½" Short Pickets
25½" Long Pickets

D - 2" x 6" x 71½" Deco Routed Rail

E - (8) 7/8" x 8½" T&G Spokes
66" High = 38½" Spoke Length

F - 2" x 6" x 71½" Deco Rail
(With Aluminum L-Channel)

G - (2) 7/8" Side Channel



7/8" x 8½" tongue and groove boards with 4" look

Product Information (6' Sections)



66" Boston with New England Accent Fence.



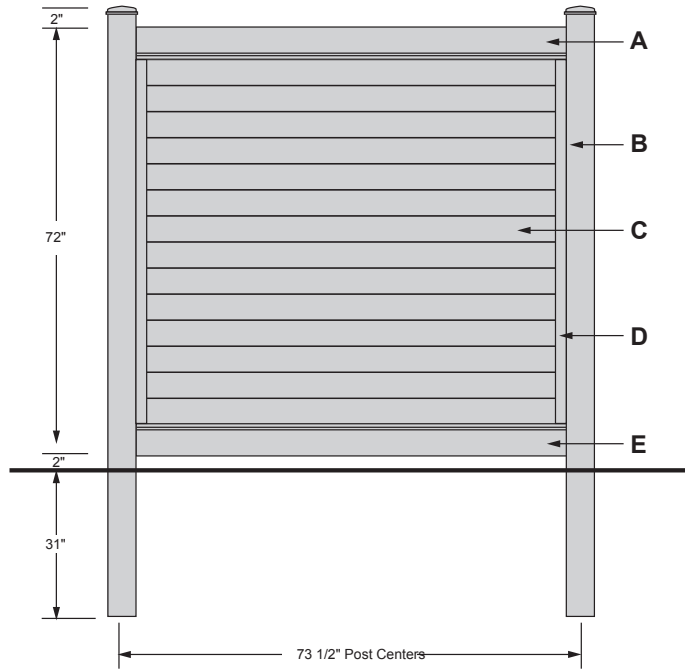
66" available to meet pool code.

Requires 5" Cap.
Caps not included. See page 2 for options.

Sections under or over 6' long - 15% extra for special fabrication
Colors Available - White, (Tan, Almond)

Flat Boston Fence

72" High



A - 2" x 6" x 71½" Deco Rail

B - 5" x 5" x 107" Posts

C - (8) 7/8" x 8½" x 68" Boston Panels

D - (2) 1½"sq. Side Channels

E - 2" x 6" x 71½" Deco Rail
(With Aluminum L-Channel)



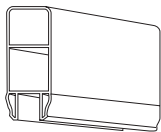
7/8" x 8½" tongue and groove
boards with 4" look



POOL CODE STYLES REQUIRE 2 WEEK LEAD TIME



Product Information (6' Sections)



Deco Rail

72" High Flat Boston Fence.

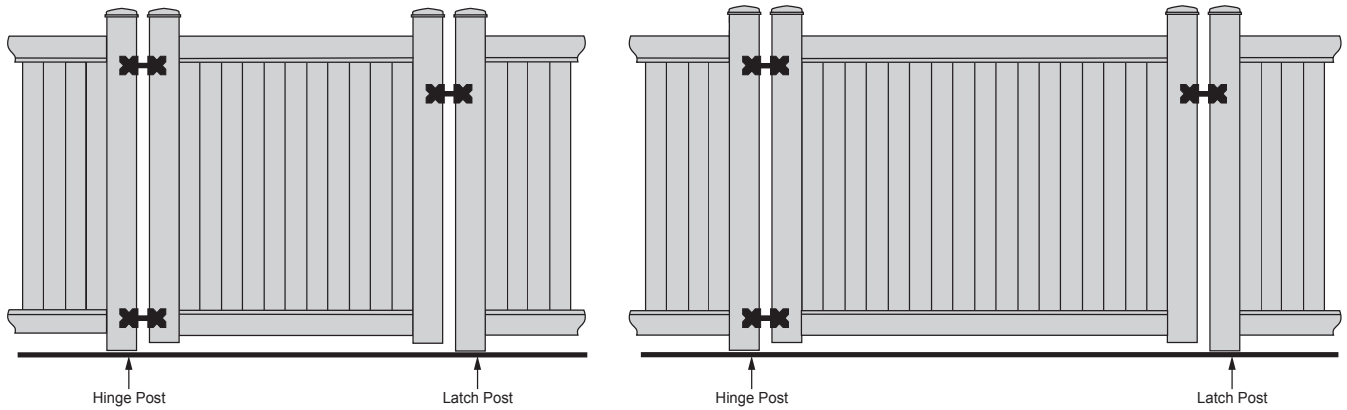


72" available to meet pool code.

Requires 5" Cap.
Caps not included. See page 2 for options.

Sections under or over 6' long - 15% extra for special fabrication
Colors Available - White, (Tan, Almond)

Boston Fence - Gates



60", 72" High

Hardware Recommended: Premier

- Single Gates: 1- hinge set
 1- latch or 2-way latch set
 1- 5" aluminum post insert (*hinge post*)
- Double Gates: 2- hinge set
 1- latch or 2-way latch set
 1- drop pin kit
 2- 5" aluminum post insert (*hinge post*)

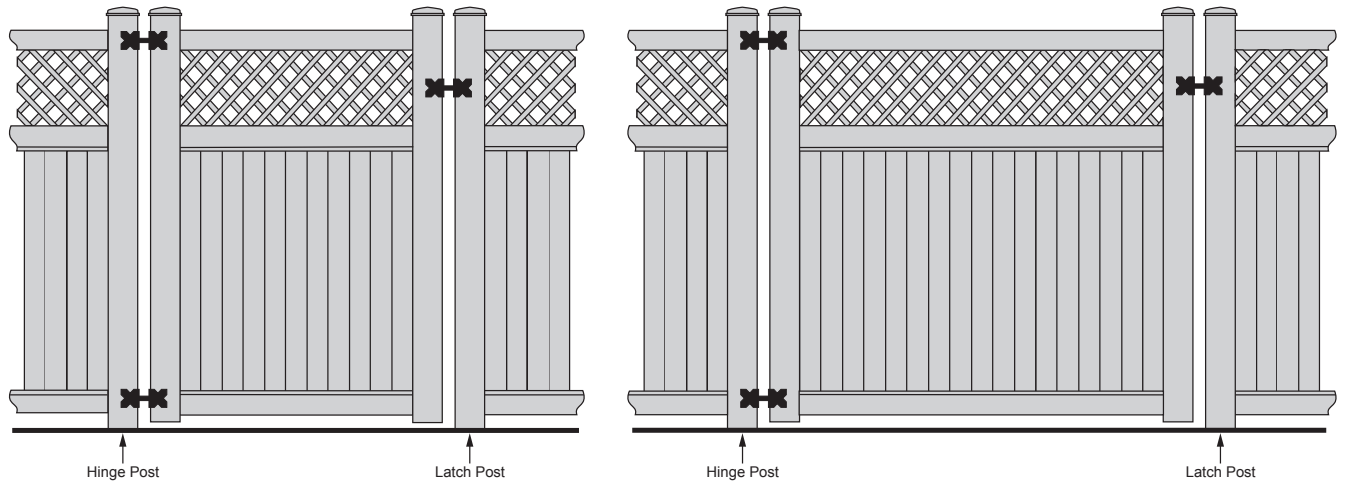


Pool Code



Pool Code

Boston with Lattice



60", 72" High

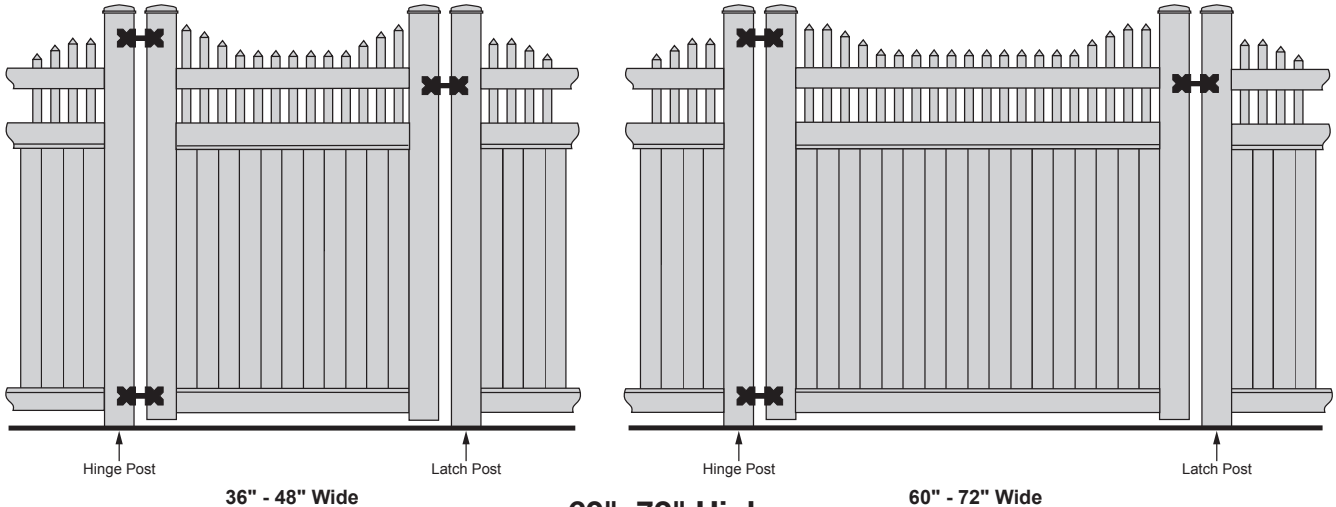
Hardware Recommended: Premier

- Single Gates: 1- hinge set
 1- latch or 2-way latch set
 1- 5" aluminum post insert (*hinge post*)
 1- spring set (*must have*)
- Double Gates: 2- hinge set
 1- latch or 2-way latch set
 1- drop pin kit
 2- 5" aluminum post insert (*hinge post*)
 2- spring set (*must have*)

Boston Fence - Gates



Boston with New England Concave Accent



36" - 48" Wide

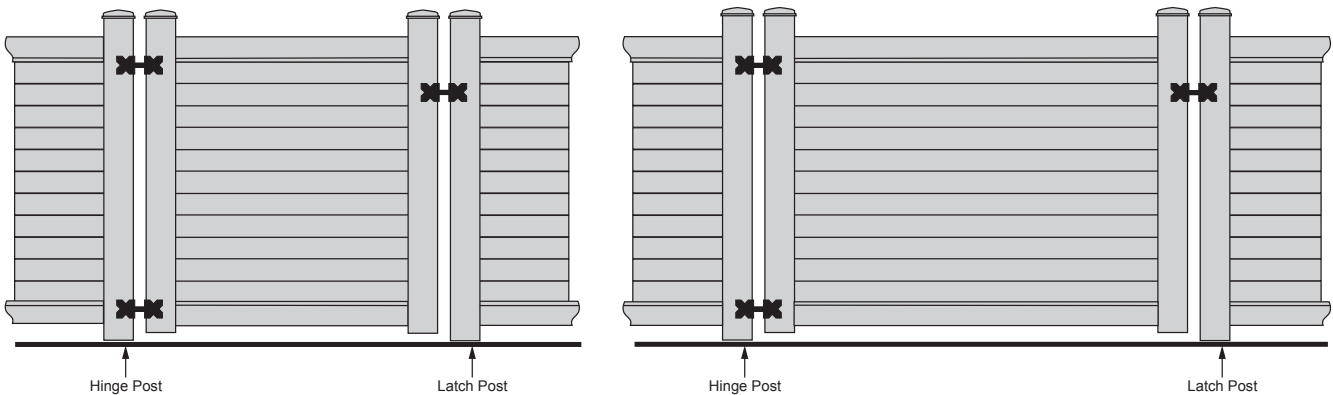
60", 72" High

60" - 72" Wide

Hardware Recommended: Premier

- Single Gates: 1- hinge set
 1- latch or 2-way latch set
 1- 5" aluminum post insert (*hinge post*)
 1- spring set (*must have*)
- Double Gates: 2- hinge set
 1- latch or 2-way latch set
 1- drop pin kit
 2- 5" aluminum post insert (*hinge post*)
 2- spring set (*must have*)

Boston Flat



60", 72" High

Hardware Recommended: Premier

- Single Gates: 1- hinge set
 1- latch or 2-way latch set
 1- 5" aluminum post insert (*hinge post*)
- Double Gates: 2- hinge set
 1- latch or 2-way latch set
 1- drop pin kit
 2- 5" aluminum post insert (*hinge post*)