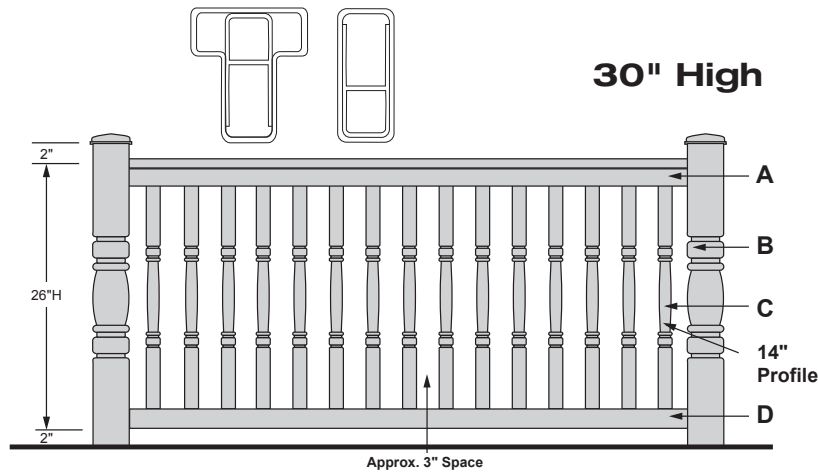
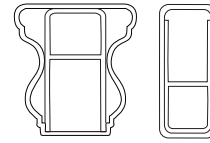


# 1300 & 3300 Series Porch Railing (Heritage)

**1300 Series = T-Rail Top**  
**2" x 4" Bottom**

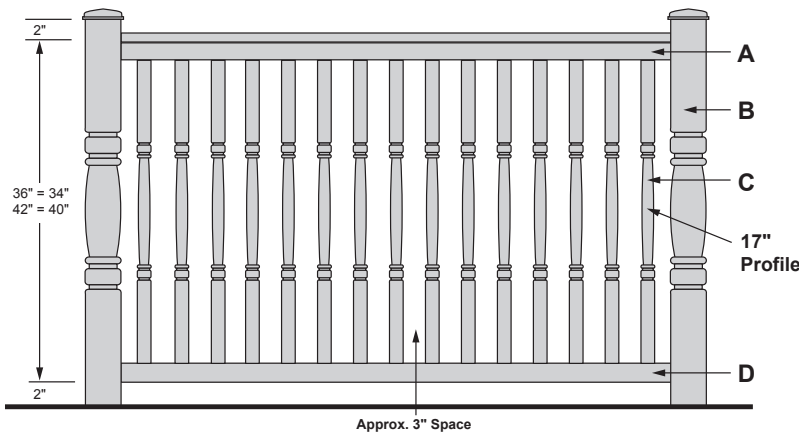


**3000 Series = Newport Top**  
**2" x 4" Bottom**



- A - Top Rail  
(With Aluminum Channel) □
- B - 4" x 4" x 32" Heritage Posts
- C - 1.3" x 1.3" x 23" Balusters
- D - Bottom Rail  
(With Aluminum Channel) □

**36" & 42" High**



- A - Top Rail  
(With Aluminum Channel) □
- B - 4" x 4" Heritage Posts  
36" High = 38" Long Posts  
42" High = 44" Long Posts
- C - 1.3" x 1.3" Balusters  
36" High = 31" Balusters  
42" High = 37" Balusters
- D - Bottom Rail  
(With Aluminum Channel) □

## Heritage Product Information

30" high #1330 Porch Railing (T-Rail)  
 30" high #3330 Porch Railing (Newport Rail)  
 4" x 4" Routed Railing Post (Plain)  
 4" x 4" x 32" Blank Railing Post (Plain)  
 4" x 4" x 32" Heritage Railing Post  
 2" x 4" Railing (Half Post - to go against house)

36" high #1336 Porch Railing (T-Rail)  
 36" high #3336 Porch Railing (Newport Rail)  
 4" x 4" Routed Railing Post (Plain)  
 4" x 4" x 38" Blank Railing Post (Plain)  
 4" x 4" or 5" x 5" x 38" Heritage Railing Post  
 2" x 4" Railing Post (Half Post - to go against house)

42" high #1342 Porch Railing (T-Rail)  
 42" high #3342 Porch Railing (Newport Rail)  
 4" x 4" Routed Railing Post (Plain)  
 4" x 4" x 44" Blank Railing Post (Plain)  
 4" x 4" or 5" x 5" x 44" Heritage Railing Post  
 2" x 4" Railing Post (Half Post - to go against house)  
 4" x 4" x 54" Blank Railing Post (Steps) (Plain)  
 4" x 4" or 5" x 5" x 54" Heritage Railing Post (Steps)



**Colors Available - White, (Ivory & Gray - 15% Extra, Clay - 25% Extra)**