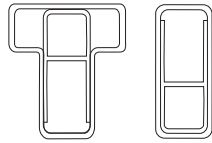
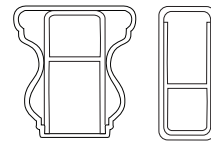


# 1500 & 3500 Series Porch Railing (Kinzer)

1500 Series = T-Rail Top  
2" x 4" Bottom

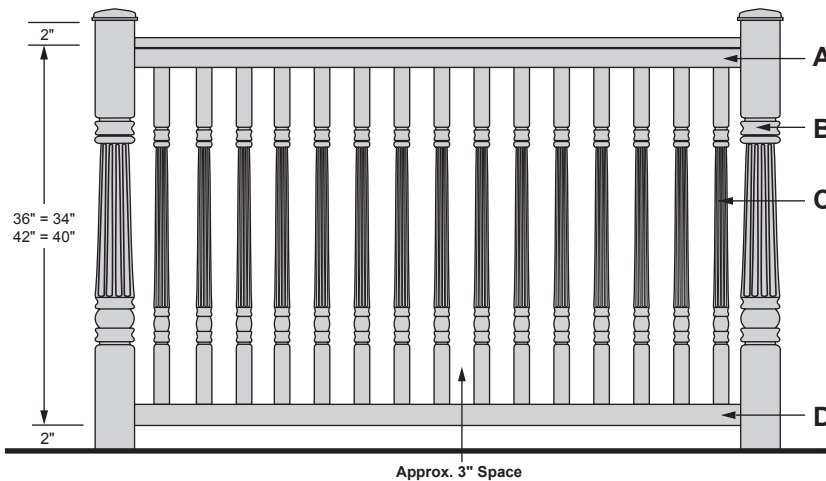




3000 Series = Newport Top  
2" x 4" Bottom



36", 42" High

Meets ICC  
Code Standards



- A - Top Rail  
(With Aluminum Channel) 
- B - 4" x 4" Kinzer Posts  
36" High = 38" Long Posts  
42" High = 44" Long Posts
- C - 1.3" x 1.3" Balusters  
36" High = 31" Balusters  
42" High = 37" Balusters
- D - Bottom Rail  
(With Aluminum Channel) 

## Kinzer Product Information

36" high #1536 Porch Railing (T-Rail)  
 36" high #3536 Porch Railing (Newport Rail)  
 4" x 4" Routed Railing Post (Plain)  
 4" x 4" x 38" Blank Railing Post (Plain)  
 4" x 4" x 38" Blank Kinzer Railing Post  
 2" x 4" Railing Post (Half Post - to go against house)

42" high #1542 Porch Railing (T-Rail)  
 42" high #3542 Porch Railing (Newport Rail)  
 4" x 4" Routed Railing Post (Plain)  
 4" x 4" x 44" Blank Railing Post (Plain)  
 4" x 4" x 44" Blank Kinzer Railing Post  
 2" x 4" Railing Post (Half Post - to go against house)  
 4" x 4" x 54" Blank Railing Post (Steps) (Plain)  
 4" x 4" x 54" Blank Kinzer Railing Post (Steps)



Colors Available - White, (Ivory & Gray - 15% Extra, Clay - 25% Extra)